

# LAMBRO COLLECTION

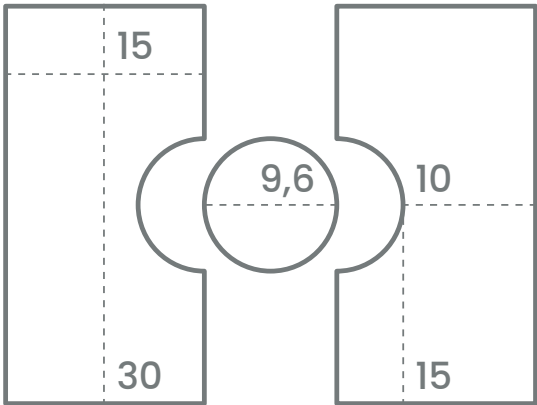
## TECHNICAL DATA SHEET

FANGOROSA

# SHAPES

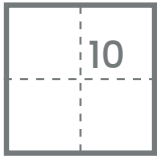
## CORE

Thickness: 1,5 cm



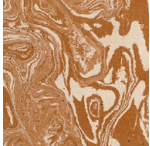
## QUADRATO

Thickness: 1 cm



# COLORS

## MIX



RED AND  
WHITE



RED AND  
BLACK



BLACK AND  
WHITE


## SOLID COLORS



WHITE




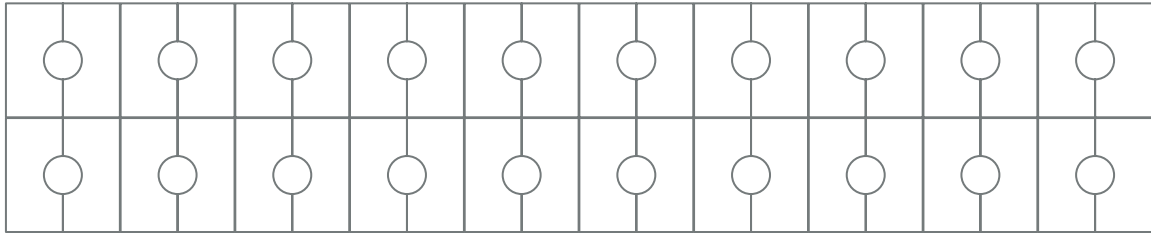
RED



BLACK

# LAYING PATTERNS

## LAMBRO

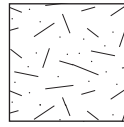


# TECHNICAL AREA



## COLOR VARIATION

V4 - High variation



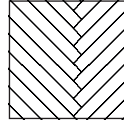
## TEXTURE VARIATION

T4 - Highly texturized



## NO FROST RESISTANCE

This product is not suitable for outdoor installation with cold temperatures below 0°C



## INTENDED USE

indoor floor and wall coverings, indoor shower wall coverings and flooring.

## PRODUCT FEATURES

Dimensional and chromatic variations, tappings, fall within the tolerances of a manual production process and are to be considered, for this reason, distinctive characteristics of the product itself.

The Lambro collection is made with bricks made exclusively made by hand, one by one, on wooden molds as per ancient tradition, at our furnace in Lombardy, through the mixture of certified and degassed clays.

The material complies with the Directives provided for in reference to safety, public health and consumer protection. The mineral resources used for the creation of each individual artifact have a reduced impact on the ecosystem and natural resources and are not dangerous for human health and the environment.

**It is recommended to sand the surface of the tiles to bring out the nuances and make it pleasantly smooth.**

## GENERAL WARNINGS

Avoid storing the material outside as the presence of rainwater, if it were to penetrate the packaging, could damage the product. Install the material quickly to prevent the formation of efflorescence and/or color changes on the surface of the tiles.

## SUBSTRATE

The substrate must be compact, flat, free of oils, grease, roughness, encrustations and dust. If there are cracks in the screed, it is recommended to close them with suitable products. Give the screed the right amount of time to dry. Remove any residual humidity from the installation areas, therefore avoid laying the Lombardo terracotta on damp surfaces.

# TECHNICAL AREA

## LAYOUT AND INSTALLATION

Lombard terracotta tiles must be installed on a dry, level, and compact subfloor. Rising moisture can cause stains on the surface. We recommend selecting tiles from multiple boxes to better distribute the shades and avoid inadvertently creating color stains. We also recommend dry-laying the tiles to ensure they are square and flat.

Before applying the adhesive, clean as much of the sand from the back of the tiles as possible using a nylon brush.

Then spread an even layer of adhesive on both the subfloor and the back of the tiles, to increase the cohesion between the substrate and the covering. Lay the tiles, leaving a thin joint of approximately 5 mm (recommended).

To achieve uniform joint widths, we recommend using a laser or wire.

For grouting, it is recommended to use a cement-based grout; in case of particularly pigmented grouts, it is advisable to carry out tests on loose tiles and before laying. It is recommended that grouting is carried out by qualified personnel.

## TREATMENT

It is recommended to wash the surfaces thoroughly and evenly with **FANGOROSA CLEANER** detergent. It is recommended to use single-brushes, without abrasive discs. Dry the floor evenly and thoroughly, vacuuming up any liquid residue. Rinse thoroughly with clean water and let dry.

Once the floor is completely dry, with no damp marks, apply two even coats of **FANGOROSA TREATMENT** water-repellent, avoiding excess residue, and then dry.

Then apply the cement grout.

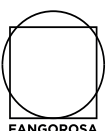
After cleaning the floor of any remaining grout with **FANGOROSA CLEANER**, apply another even coat of **FANGOROSA TREATMENT** water-repellent, leaving no residue. Then let dry.

After completing the treatment, finish with a coat of **FANGOROSA FINISH** wax.

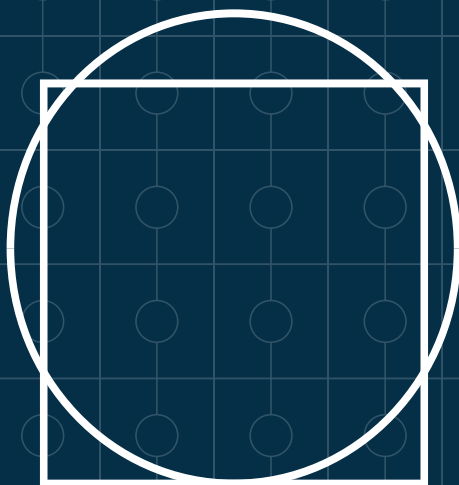
## REGULAR MAINTENANCE

We recommend using **FANGOROSA SOAP** – a universal cleaner for the daily cleaning of all surfaces. Alternatively, you can use neutral soap and water. Do not use alcohol, acid-based detergents, solvents, or ammonia. Do not use harsh, acidic, or alkaline detergents. The wax finish should be renewed periodically, every 8-10 months. When necessary, we recommend applying a coat of **FANGOROSA FINISH**.

All products are available at [www.fangorosa.com](http://www.fangorosa.com).



**LAMBRO  
COLLECTION**



**FANGOROSA**